

## Programmes to support home learning for students with SEND

Working on a computer for a long time can be a difficult thing to adapt to, especially when you are used to learning in a different way. These are some helpful programmes, features and websites that you can use to help with the transition.

Remember to check with your parent or guardian before downloading any new software to your device.

**Flux:** <https://justgetflux.com/>



Flux is a free application that you can get on Windows, Apple devices, and on Android devices. Flux makes the colour of your computer's display change according to the time of day that you are using your computer. It removes the blue light that your computer, tablet or phone uses in the screen, reducing headaches and strain on your eyes whilst also helping you to get to sleep easily when you have stopped working.

**OpenDyslexic:** <https://www.opendyslexic.org/>

This Is an  
example of  
the Open Dyslexic  
Typeface

OpenDyslexic is a free font that you can download on Windows, Apple devices, and on Android devices. It increases readability for readers with dyslexia as the letters have a unique shape with a bold bottom. You can quickly figure out which part of the letter is down, helping you to recognise the correct letter and helping to keep your brain from rotating them around.

**Sora:** <https://soraapp.com/welcome>  
<https://www.rastrick.calderdale.sch.uk/sora-reading/>



Sora is the online reading website and application that the school subscribes to and is available on any web browser, on the Apple App Store and Google Play Store, and even on games consoles. You can access this using your Office 365 login credentials. If you don't understand a word you are able to find the definition by highlighting the word. The books

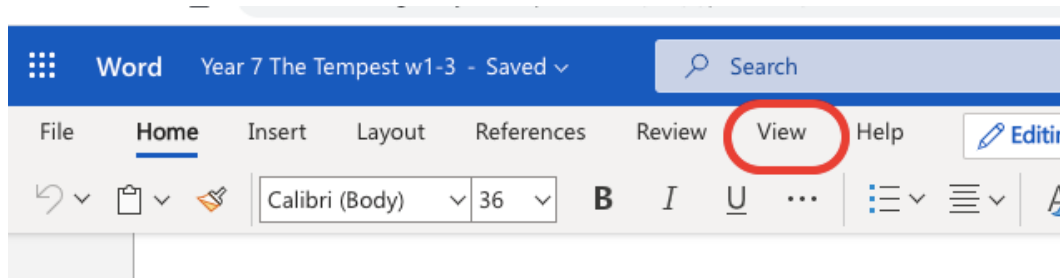
## Programmes to support home learning for students with SEND

also have the option to listen to the audiobook. Listening to this at the same time as reading will mean that you are able to understand the content. Alternatively, you could play the audiobook whilst you complete some creative tasks like colouring in or painting.

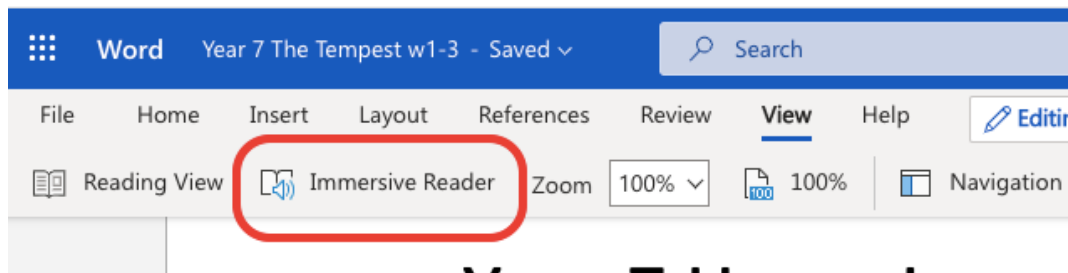
### Immersive Reader view on Microsoft Word

If your teachers are giving you work using Microsoft Word, you can use the Immersive Reader to help you to follow the work with fewer distractions. Follow the steps below to access this on the web-browser version of Microsoft word:

1. Click on "View" on the tool bar.

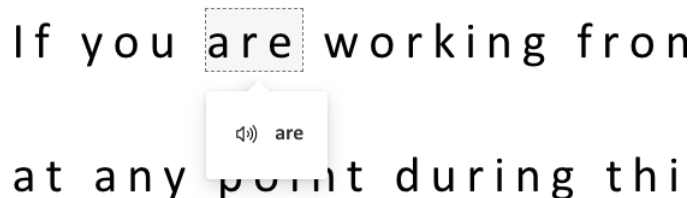


2. Click on Immersive Reader.



3. You can scroll through the work on the document. You can also click on words to have them read out by the voice over

If you are working from  
at any point during thi

A screenshot of the Immersive Reader interface. The word 'are' is highlighted with a dashed box, and a small speech bubble icon is visible below it, indicating that the word is being read out by the voice over.

## Programmes to support home learning for students with SEND



You can edit your preferences by selecting the "Text Preferences" button in the top right hand corner. This allows you to change the font, background colour and the size of the font.

You can select "Grammar Options" to turn on syllable breaks and labels for word classes (e.g. adjective).



You can select "Reading Preferences" and change how many lines of text show up when you are reading so that you can focus on one part of the text.

Clicking on the arrow will expand your window to full screen so that you can focus even further.



### Natural Readers:

<https://www.naturalreaders.com/online/>



Natural Readers is a professional text to speech programme that changes any written text into spoken words. It also highlights the words as it reads. You simply need to upload the document or PowerPoint, or alternatively copy and paste the text into the box and click "Play" in the top left hand corner. You can also change the voice to one which best suits you.

### Colorveil

<https://www.aurelitec.com/colorveil/windows/>

Colorveil is available on Windows devices and is useful if you find using an overlay effective. The application adds a customisable colour filter over your desktop, internet browser, document or program. You can easily turn it off too.

